

Alignist: CAD-Informed Orientation Distribution Estimation by Fusing Shape and Correspondences

Shishir Reddy Vutukur, Junwen Huang, Rasmus Laurvig Haugaard,
Benjamin Busam, Tolga Birdal



SDU



IMPERIAL

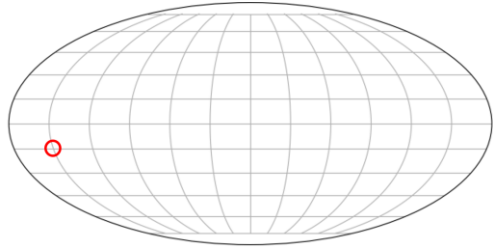



EUROPEAN CONFERENCE ON COMPUTER VISION

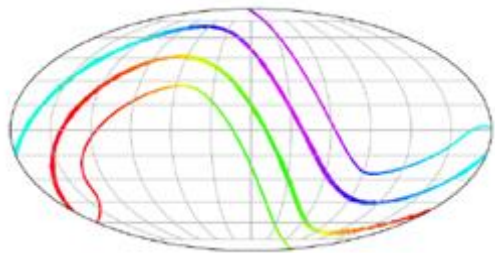

MILANO
2024

Introduction-Pose Distribution

- Pose Estimation

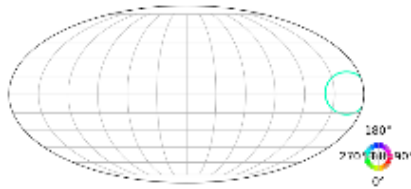



- Pose Distribution Estimation

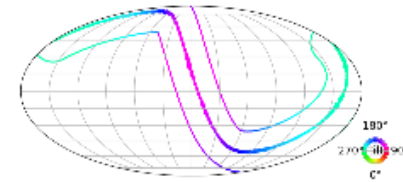


Current Approaches

- Normalizing Flow¹, Implicit-PDF², Spyropose³ learn pose distributions for symmetric objects using a single GT pose label
- Training Data:



Given training data



Desired training data

- Can we improve the results further in presence if a CAD model is given?

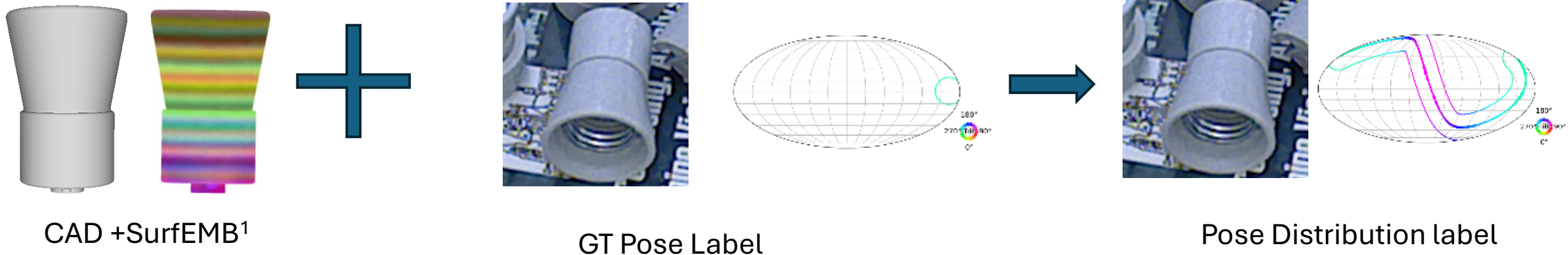
[1] Yulin Liu, Haoran Liu, Yingda Yin, Yang Wang, Baoquan Chen, He Wang. "Delving into Discrete Normalizing Flows on $SO(3)$ Manifold for Probabilistic Rotation Modeling.", *CVPR*. 2023

[2] Kieran Murphy, Carlos Esteves, Varun Jampani, Srikumar Ramalingam, Ameesh Makadia. "Implicit-PDF: Non-Parametric Representation of Probability Distributions on the Rotation Manifold." *ICML*. 2021.

[3] Rasmus Laurvig Haugaard, Frederik Hagelskjær, Thorbjørn Mosekjær Iversen. "SpyroPose: $SE(3)$ Pyramids for Object Pose Distribution Estimation ." *ICCVW*, 2023.

Core Idea

- Convert GT pose label to a complete pose distribution for distribution supervision
- Access to Distribution:
 - Better sampling -> learn sharper distribution
 - All symmetry configurations are learned with a single pose sample



Product of Experts

- Reformulate the problem

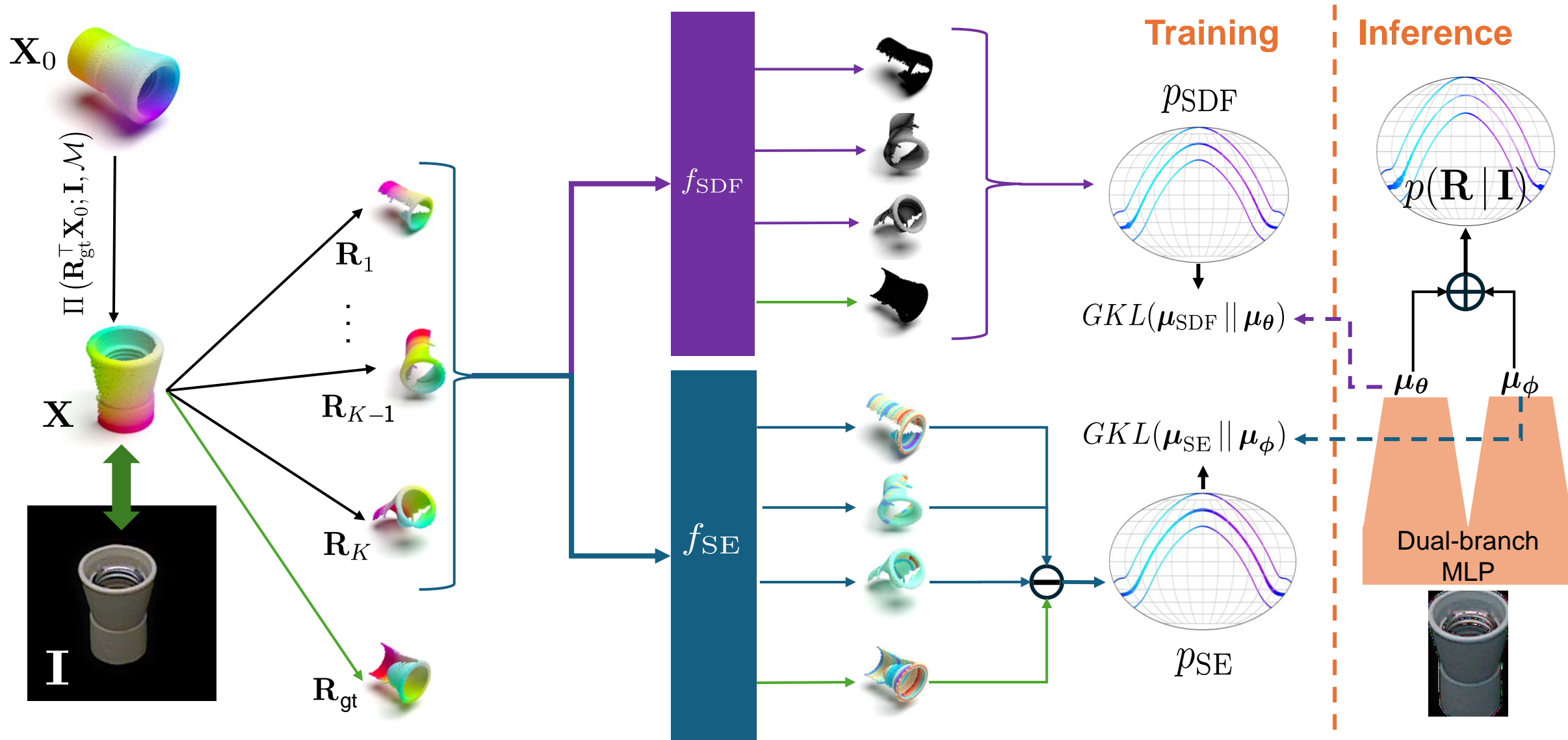
$$p(\mathbf{R}|\mathbf{I}) \propto p(\mathbf{X}'|\mathbf{I})$$

- We employ two experts based on the CAD prior
 - Signed Distance Function(SDF)
 - SurfEmb(SE)

$$p(\mathbf{X}' | \mathbf{I}) = \hat{p}_{\text{SDF}}(\mathbf{X}' | \mathbf{I})\hat{p}_{\text{SE}}(\mathbf{X}' | \mathbf{I})$$

\mathbf{R} : Rotation \mathbf{I} : Image \mathbf{X}' : Pointcloud rotated with \mathbf{R}

Pipeline



Quantitative Results


- SymSol-I Objects: Textureless symmetric objects



	Deng	Gil.	Prok.	IPDF	SP	NF	NF	NF	NF	Ours	Ours
Models	1	1	1	1	5	1	1	1	1	1	1
Iterations	100k	100k	100k	100k	100k	100k	900k	100k	900k	100k	100k
Images	45k	45k	45k	45k	45k	10k	10k	45k	45k	10k	45k
cone	2.45	6.13	-1.05	6.74	9.91	8.45	8.94	8.42	10.05	9.66	10.10
cube	-2.15	0.00	1.79	7.10	10.92	5.02	9.01	7.13	11.64	11.29	12.24
cyl	1.34	3.17	1.01	6.55	8.75	8.04	6.41	7.83	9.54	9.32	9.40
icosa	-0.16	0.00	-0.10	3.57	7.52	-2.14	-6.03	2.03	8.26	7.99	9.54
tet	2.56	0.00	0.43	7.99	10.98	5.91	10.79	8.98	12.43	11.39	11.96
avg	0.81	1.86	0.42	6.39	9.62	5.06	5.82	6.88	10.38	9.69	10.64

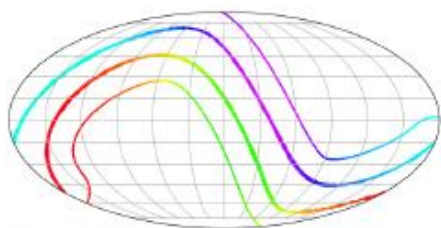

Quantitative Results

- Symbol-II Objects: Symmetric objects with a marker

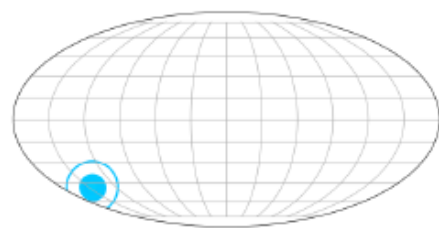



Obj	Deng	Gil.	Prok.	IPDF	SP	SP-10k	NF-10k	NF	Ours-10k	Ours
SphX	3.41	5.61	-1.90	9.59	11.36	7.67	7.62	12.37	6.32	10.93
cy1O	5.28	7.17	6.45	9.20	11.61	9.11	6.99	12.92	11.57	12.18
tetX	5.90	5.19	3.77	10.78	11.70	6.48	3.52	13.53	11.53	12.38
LL	4.86	5.99	2.77	9.86	11.56	7.76	6.04	12.94	9.80	11.83

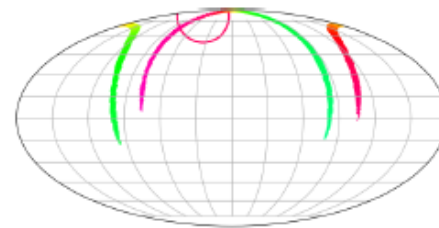

Qualitative Results



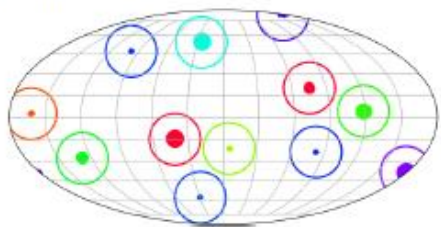

(a) Cyl-Symsol-I



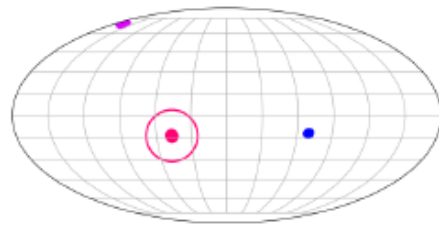
(b) Cyl-Symsol-II



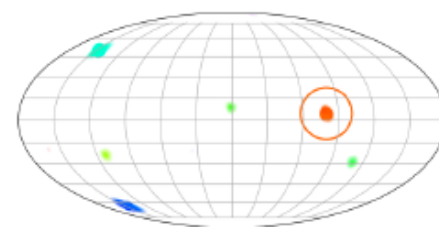
(c) Cyl-Symsol-II



(d) Tet-Symsol-I



(e) Tet-Symsol-II



(f) Tet-Symsol-II

Alignist: CAD-Informed Orientation Distribution Estimation by Fusing Shape and Correspondences

Shishir Reddy Vutukur, Junwen Huang, Rasmus Laurvig Haugaard,
Benjamin Busam, Tolga Birdal

TUM

SDU



IMPERIAL



EUROPEAN CONFERENCE ON COMPUTER VISION

MILANO
2024