



Asynchronous Bioplausible Neuron for Spiking Neural Networks for Event-Based Vision

By Dr. Sanket Kachole

Co-authors – Hussain Sajwani,
Dr. Fariborz Baghaei Naeini,
Prof. Dimitrios Makris,
Prof. Yahya Zweiri

Robotics & Computer Vision has endless applications

Industrial Robots



Agricultural Drones



YOLO: Real-time segmentation. Surveillance

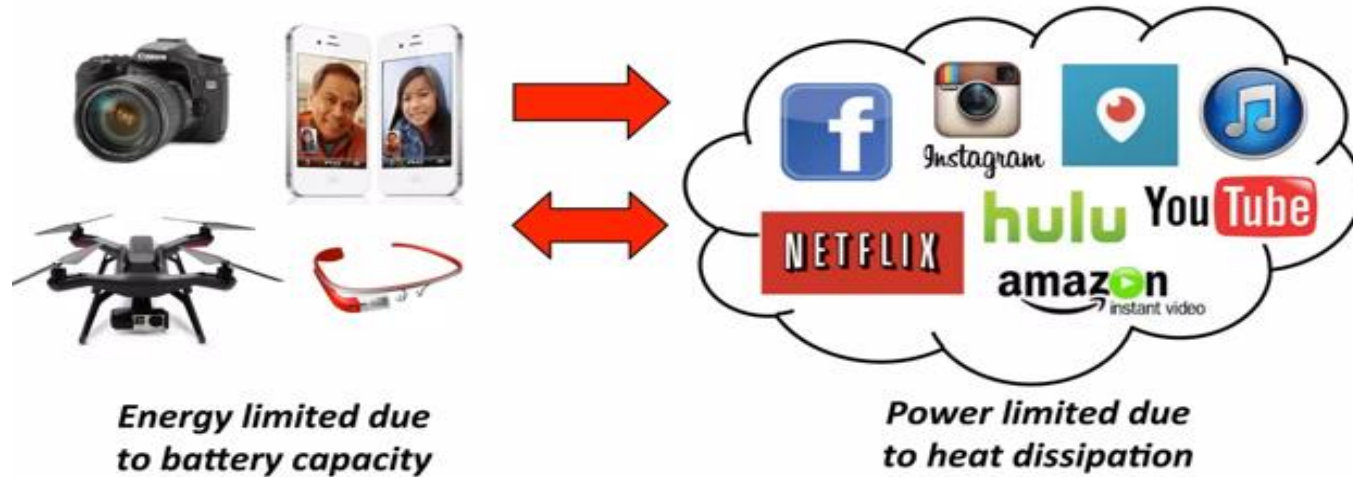


AR/VR for surgeries



82% of all internet traffic is video.


Over 500 hours of video are uploaded to YouTube every minute.



- The average battery life of a drone is 20-30 minutes per charge.
- Processing and storing video data on social media platforms generate significant heat and limit power usage.

Why are standard cameras incapable?


- Standard Camera Produces frames at around 30 FPS speed



Standard Camera

Why are standard cameras incapable?

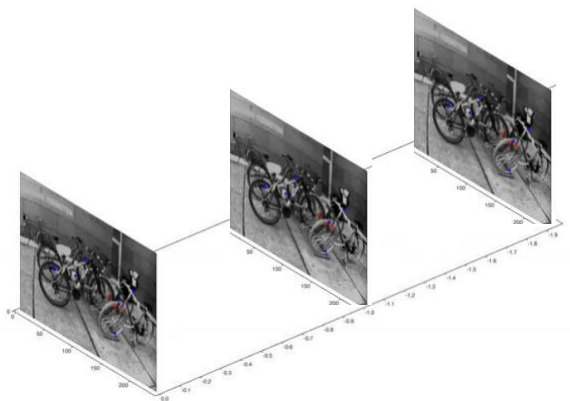
- Standard Camera Produces frames at around 30 FPS speed



Standard Camera

Why are standard cameras incapable?

- Standard Camera Produces frames at around 30 FPS speed



Standard Camera

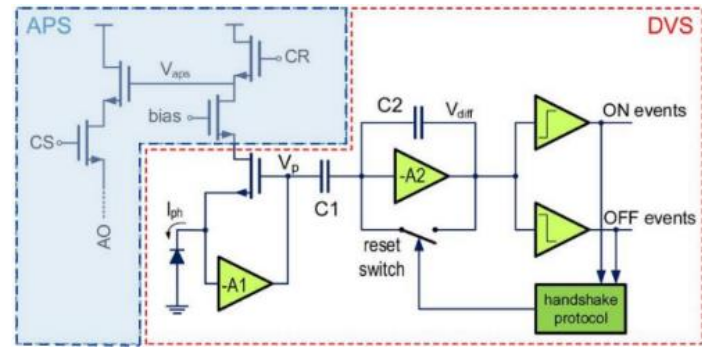


Could Event Camera be the alternative solution?

- Traditional Camera - captures a series of frames at a fixed frame rate
- Event camera – captures individual pixels' intensity changes, asynchronously. Output is a stream of events.




Event-Based Vision Camera



Can Event Camera tackle this problem?

RGB Camera :

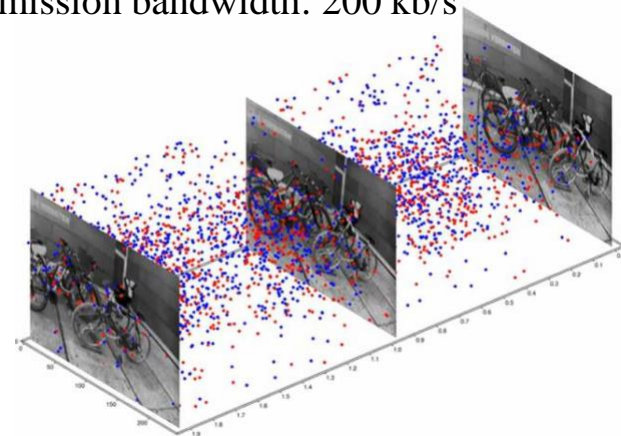
- Temporal resolution: 33000 μs or 30 FPS
- High dynamic range: 120 dB
- High Latency



Standard Camera

Event Camera :

- Temporal resolution: 1 μs
- High dynamic range: 84 dB
- Low power: 20mW
- Low transmission bandwidth: 200 kb/s

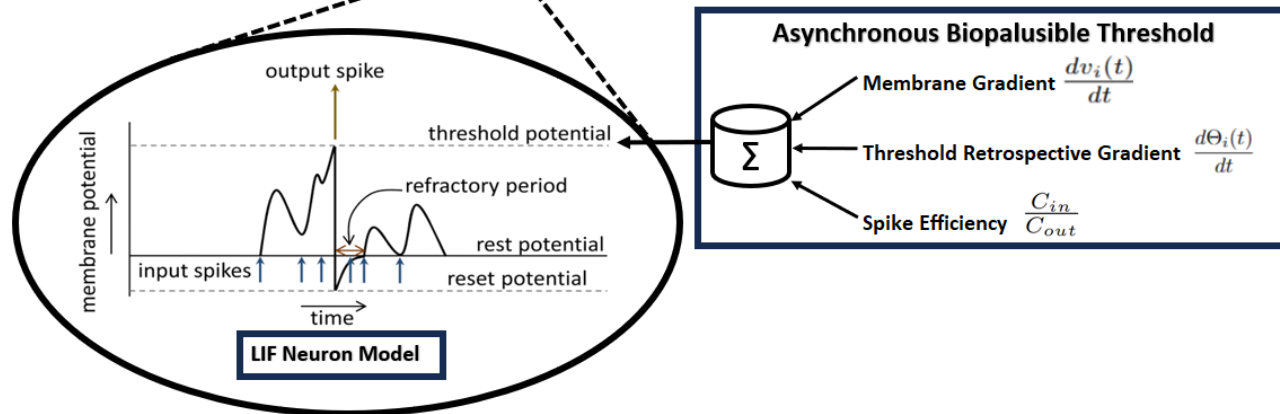
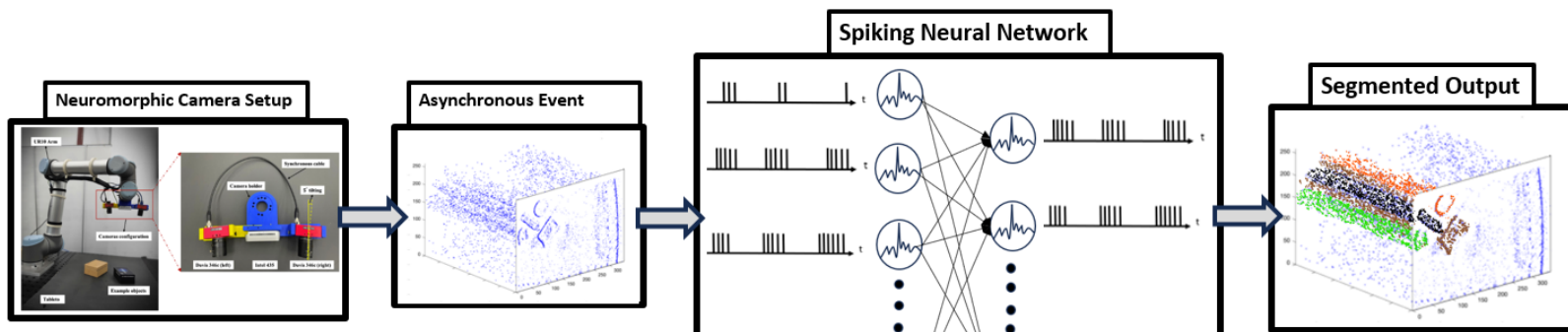


Event-Based Vision Camera

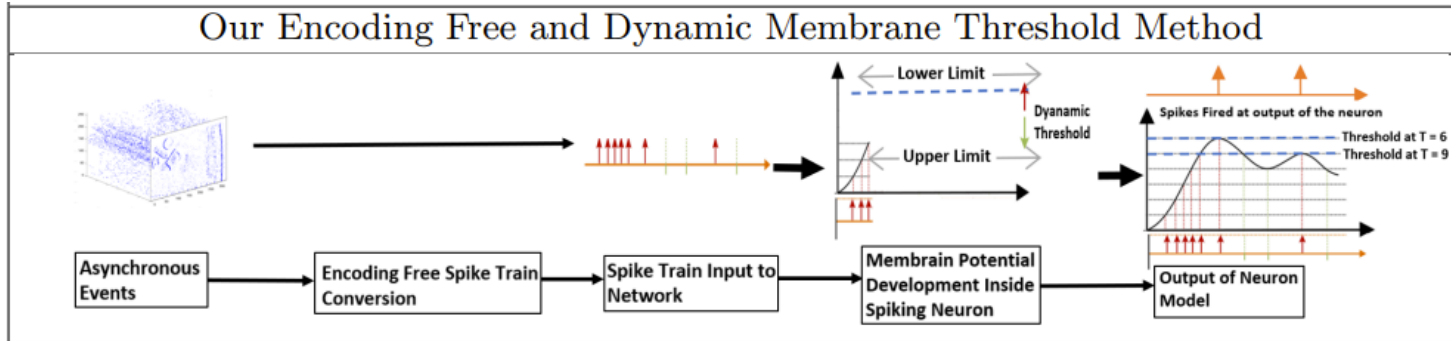
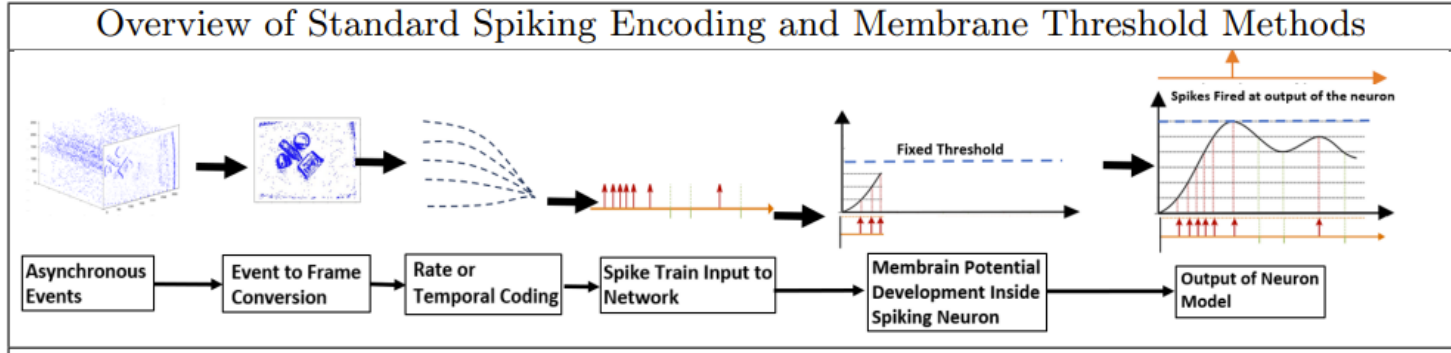
Experimental Set Up



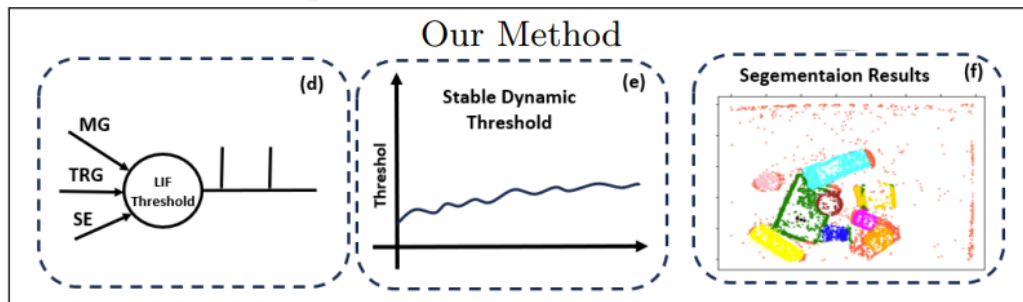
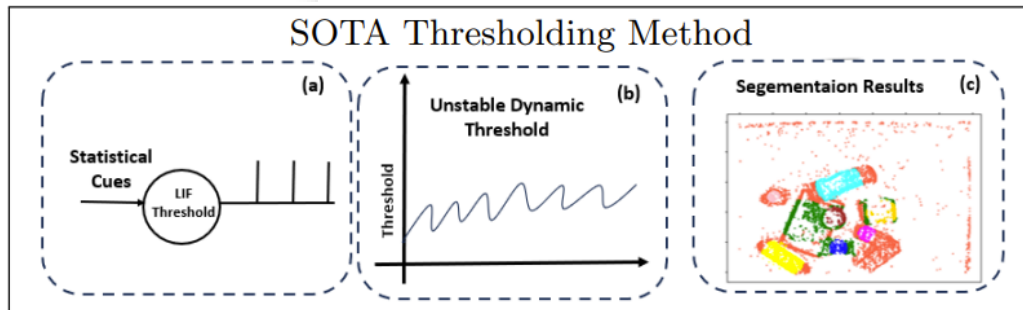
- Two event cameras (Davies346) separated by depth camera (Intel D435) structure mounted on Robotic arm (UR10).
- Objects cluttered on the flat wooden platform in low and bright light conditions.



Comparative Visualization of SNNs approaches



Comparative Visualization of Thresholding Method



Generalisation Capabilities (using LIF and SRM)

- Classification and Event-wise Segmentation Accuracy across Various Datasets and Models

Method	Classification								Segmentation			
	N-MNIST		DVS128		CIFAR10		N-ImageNet		ESD-1		ESD-2	
	SRM	LIF	SRM	LIF	SRM	LIF	SRM	LIF	SRM	LIF	SRM	LIF
Spiking RBM [30]	92.1	93.16	87.38	90.21	83.04	86.25	39.47	40.19	48.95	51.05	45.2	50.31
Spiking MLP (BP) [31]	94.52	97.66	90.72	93.4	86.23	90.06	41.15	43.36	49.53	54	45.5	52.42
Spiking MLP (STDP) [13]	93.47	95	90.8	92.01	87.5	91.7	44.53	45.55	52.63	58.84	46.7	49.44
Spiking MLP (STBP) [38]	97.13	98.89	92.54	93.64	86.23	91.73	46.12	47.16	55.82	63.09	49.07	51.37
DT1 [18]	99.05	99.4	95.01	96.88	89.17	92.65	48.52	47.73	57.55	61.45	50.13	54.59
DT2 [21]	98.13	98.24	92.54	95.54	89.38	91.47	47.02	48.83	58.28	64.3	53.49	56.5
BDETT [11]	99.15	99.45	94.09	96.05	91.61	93.5	48.93	49.51	61.02	65.39	51.36	55.46
ABN (Ours)	99.23	99.48	95.64	98.74	93.5	94.74	56.73	57.04	61.56	67.29	56.23	58.04

Power Consumption Comparison

Method	Model	MAC	AC	Power (W)
Calabrese [8]	CNN	285	0	0.541
Baldwin [4]	CNN	963	0	1.56
Asude [3]	Hybrid	235	81	0.404
Asude [3]	SNN	0.6	123	0.053
BDETT [3]	SNN	0.7	115	0.046
Ours	SNN	0.4	105	0.038

- We evaluate SNNs' energy efficiency by calculating the total number of accumulate (AC) operations, which are mainly sparse due to the binary nature of spikes. Using 7 nm CMOS technology data, one 32-bit AC operation consumes 0.38 pJ. We use this to estimate power usage across different SNN methods. AC operations are quantified by multiplying the architecture-based count by the average spiking activity, giving us a ratio of total spikes to total neurons in each layer.

Conclusion

- The Asynchronous Bioplausible Neuron (ABN) method introduces innovative components that enhance neuron model functionality: Membrane Gradient (MG) for directional control of membrane potential, Threshold Retrospective Gradient (TRG) for independent and controlled spike burst suppression, and Spike Efficiency (SE) for improved processing efficiency using asynchronous event data.
- **Validation Across Conditions:** ABN has been effectively tested on various datasets including N-MNIST, ESD-1, ESD-2, DVS128-Gesture, N-ImageNet, and CIFAR-10 DVS, proving its versatility in object segmentation and image classification.
- **Efficiency Studies:** ABN includes studies on neuron firing stability and efficiency, along with a comparison of its power consumption against leading methods, highlighting its potential for energy-efficient applications.



**Nurturing Tomorrow's Leaders.
Growing the Knowledge Economy.**

WE ARE LOCATED



WE ARE LOCATED



Find us on Google 



ABOUT US



Vision

A globally leading university, stimulating positive change and shaping the future



Mission

Catalyze growth in the rapidly evolving knowledge-based economy of Abu Dhabi and the UAE, being a destination of choice for world-class education, research, innovation and enterprise to the benefit of society locally and globally.”

Values



Excellence



Integrity



Collaboration



People-centricity



Pace and Agility

KU AT A GLANCE

Academics

 **3**
Colleges

 **16**
Departments

 **47**
UG, PG, PhD
Programs

 **381**
Faculty

Students



4,099

Total Students *1



Research & Development

 **7**
Core Labs

 **12**
Research
Centers

 **459**
Researcher
s

Innovation & Enterprise

 **315+**
Issued Patents
(Highest in the UAE)

 **700+**
Invention
Disclosures

 **19**
Startups

Graduates



8,413

KU Alumni *2



70
Nationalitie
s

OUR RANKINGS

1

1st in MENA –
THE Young 2024

202

#202
QS World
University
Rankings 2025

#1

#1 in UAE for 7
years in a row
QS World
University
Rankings 2025

90%

Students Awarded
Scholarships



OUR PARTNERS


GOVERNMENT							

INDUSTRY							


ACADEMIC						

AND
GROWING ...

STRATEGIC PUBLICATIONS



Newsletter



Khalifa University Insights
Published monthly · 52,678 subscribers

Welcome to Khalifa University Insights, your go-to source for the latest research, news, and developments from KU

[+ Subscribe](#)



Connect with us



The background is a solid blue color. On the right side, there are several white, curved, overlapping lines that resemble a stylized pattern or a series of concentric arcs, creating a sense of movement and depth.

THANK YOU

ku.ac.ae